

## Release Notes for Netman 208C

### APP Version 2.6

(June 2026)

#### Brief

*It is always recommended to upgrade to the latest available version of the firmware.*

*This update **APP 2.6** is related to the SYS 2.0 firmware: in case of different versions please upload the SYS 2.0 firmware, otherwise unexpected behavior may happen.*

#### List of new features and changes

##### Major fixes:

- improved behavior with network cable connection/disconnection
- optimized Cloud Service
- optimized support for MP2
- MODBus improvements with data read
- fixed an error where the Estimate Charge and Autonomy values remained at zero in the SNMP protocol for the SP2 and SD2 UPS models.
- fixed an error where the Bypass Frequency and Voltage values remained at zero in the SNMP protocol for the SP2 and SD2 UPS models.
- fixed 3-phases STS protocol values with SNMP read

##### Minor fixes:

- system email alert fix (some sub-cases)



##### Risks for not updating to APP 2.6:

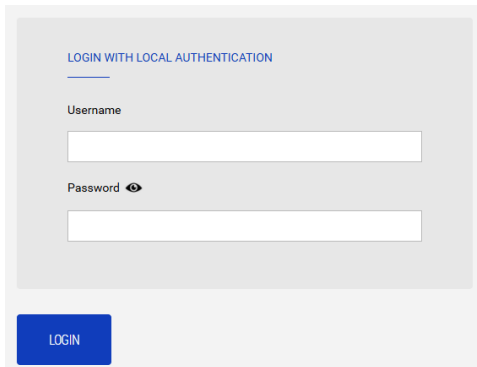
- the Cloud Service will not work correctly
- wrong or incomplete data read from the UPS devices SP2, SD2, STS

## Update instructions

### Before the update, check current version of firmware

Before the installation, please check the current version in the Netman:

- **Login** via web to the Netman (Normal Mode) with current access



- click to “**SYSTEM OVERVIEW**”
- check for “**Application version**” older than **APP 2.6**
- check for “**System version**”: if different from **SYS 2.0** please consider uploading to SYS 2.0 (please refer to Manufacturer web site for the firmware)







**WARNING:** uploading a new SYS firmware will reset only the “admin” password already set; the rest of configuration is kept and retained as it is.

- example of older versions detected:

Application version	2.1 ●
VM version	2.0 ●
System version	2.0

### Download and unpack the firmware

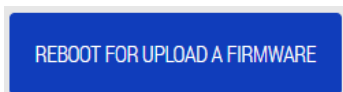
- from the manufacturer web site the firmware can be found in the file “**FW108-0206 (FW B0439 Netman 208C - APP).zip**”
- unzip it and inside the extracted find the content:

	FW108-0206.app208
	FW108-0206-JSON.json
	IT-HIST-NETMAN208C -108-r.02.06 (NETMAN 208C firmware history).TXT
	Release Notes for Netman 208C - APP 2.6

- extract the firmware file “**FW108-0206.app208**”
- if requested, for firmware verification, extract and upload the file “**FW108-0206-JSON.json**”

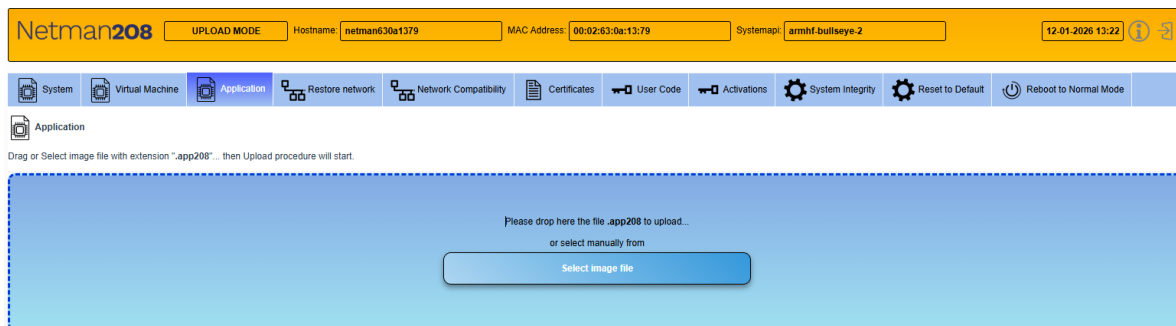
## Access to **UPLOAD MODE**

- **Login** via web to the Netman
- click to “**ADMINISTRATION**” menu
- click to “**Firmware upgrade**” menu
- click to “**REBOOT FOR UPLOAD A FIRMWARE**” button and confirm “**YES**”




- Wait for the Netman rebooting in **UPLOAD MODE**

Upload firmware from **UPLOAD MODE**:



- from **UPLOAD MODE**, if needed, upload a new **SYS** update if older than **SYS 2.0**

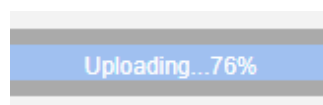
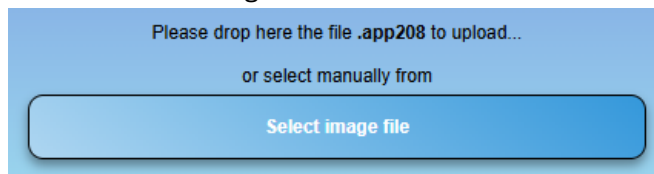
- o a new **SYS** firmware must be uploaded before the **APP** firmware
- o **!!!** uploading a new **SYS** will reset all the configuration set by the user
- o please refer to Manufacturer web site for the firmware



- for uploading the new **APP 2.6** firmware click to “**Application**”



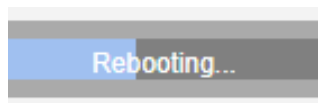
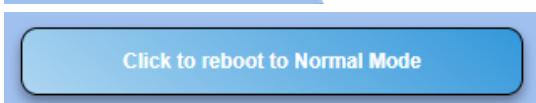
- then proceed to upload the the new firmware **APP** with a dropping action or with a click to the button “**Select image file**”:



- for the upload process details please read the *User Manual* of the Netman 208

## After the firmware upload, reboot to **Normal Mode**

- from **UPLOAD MODE**, click to “**Reboot to Normal Mode**” menu



- wait for the reboot to **Normal Mode**

**Verification of the new firmware uploaded**

- **Login** via web to the Netman with “**admin**” user and the **password previously set** before the update; in the password has never been set or the Netman has been reset to default, the default password for the “admin” access login is “**admin**”
- click to “**SYSTEM OVERVIEW**”
- check for expected “**Application version**” equal to APP **2.6**
- if updated, check the “**System version**” equal to SYS **2.0**

Application version	2.6 ●
VM version	2.0 ●
System version	2.0

- if SYS is updated with new SYS 2.0, please login with “**admin**” / “**admin**” default access again and then set the password at first login; all the other parameters of the configuration and secrets are kept and retained and not lost